



**In This Issue**

State of Policing and Law & Order in Delhi



# PRAJA

Jan - Mar 2017 Issue 5

# DIALOGUE

for private circulation only

## Big Story

The central government which is in charge of policing in Delhi has promised along with state government to take steps to protect the citizens of Delhi but most of the promises like, Adequate street lights were promised, so that women feel safer in their streets, Last Mile connectivity by making public transport feasible, etc are not fulfilled. Six rapes, nearly two murders and 215 burglary/theft and robbery, every day is the abysmal state of law and order in Delhi. The people are losing faith in the state to give them protection, our household survey of over 29,950 households' shows that 60% of the population does not feel safe in Delhi 67% feel that Delhi is not safe for women, children and senior citizens, and 64% do not feel safe traveling within Delhi. Also shocking is the fact that 25% of people who have faced a crime have not informed the police because they do not have faith in the police and the legal system.

The dismal interest of Delhi's MPs (Members of Parliament) is very evident, the recommended State Security Commission (SSC) mechanism, is yet to be formed.

How long will this go on? What will it take for the Government to act? We need to pressurise this Government to implement the long standing recommendations of the Supreme Court on Police Reform. We need to see our Elected Representatives taking active and constant interest in on issues of Law and Order. Till this is not done we will continue to see a slide towards lawlessness in Delhi.

### KEY HIGHLIGHTS

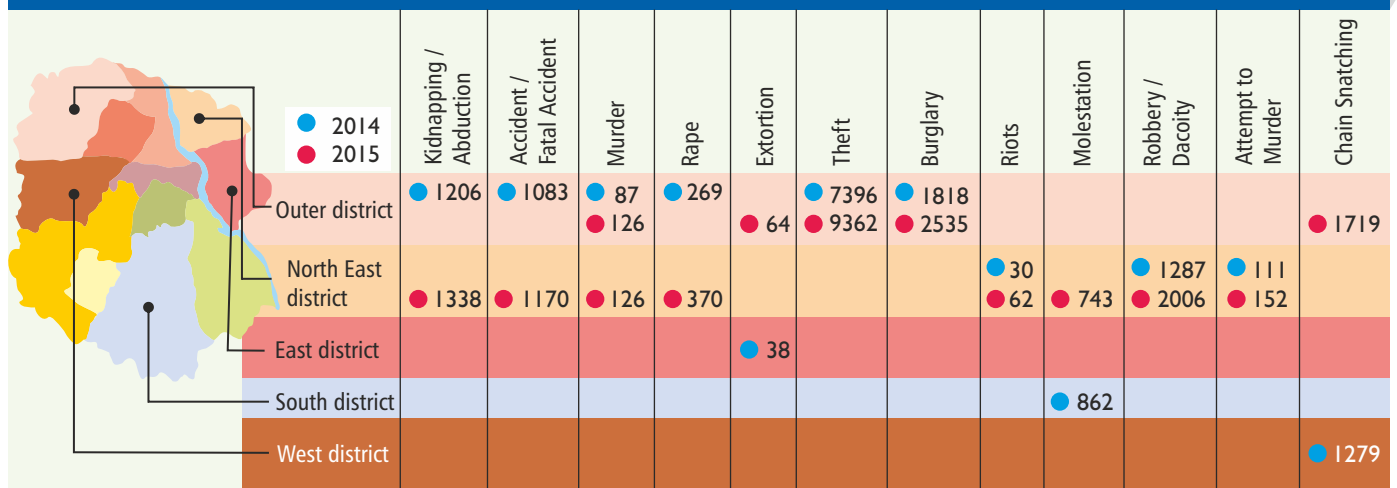
- 6 rapes, 2 murders, 215 burglary/theft & robbery a day
- 60% Delhiites feel insecure
- 67% of people do not feel secure for women, children and senior citizens in one's locality
- North East Delhi has the highest reported occurrences (743) in Molestation of Women
- Only 10 questions asked on crime by MPs during Monsoon 2015 to Budget 2016.

**Table I: Crimes reported in Delhi**

Specific Crimes Reported	2014	2015	% Increase 2014 to 2015
Murder (Sec.302)	554	640	16%
Attempt to Murder (Sec.307)	757	835	10%
Rape (Sec.376)	2075	2338	13%
Molestation (Sec.354,354A,B,C,D)	4717	4347	-8%
Riots (Sec.147-151,153A)	153	179	17%
Kidnapping / Abduction (Sec.363-369,364A)	7187	7940	10%
Burglary (Day and Night) (Sec.454,457)	10282	13577	32%
Chain Snatching (Sec.356)	7170	4729	-34%
Robbery / Dacoity (Sec.392-395,397,398)	6470	8607	33%
Accident / Fatal Accident (Sec. 279 with 337,338 or 304A)	8277	8637	4%
Theft (Sec.379 to 381)	51860	56192	8%
Extortion (Sec.384-389)	236	285	21%

Rape has increased by 13% while molestation of women has decreased by 8% from 2014 to 2015. 16% and 17% increment in Murder and Riot in last one year. Robbery / Dacoity has increased by 33%.

Graph I: Highest Crime reported - District wise



Highest number of rape (370), murder (126), attempt to murder (152) and kidnapping / abduction (1338) happened in North East District in 2015. Maximum number of cases of molestation of women, 743 also happened in North East District in 2015 which is less than maximum cases, 862 in South District in 2014. Highest number of cases happened in Delhi, registered in 2015 were of theft (56,192).

Survey Statistics showing Percentage of people who feel unsafe in Delhi

- 69% residents of South Delhi feel insecure
- 60% of Delhi are concerned about safety, in Mumbai 29% feels the same
- 67% feels women, children and senior citizen are unsafe in Delhi while only 33% in Mumbai have this concern
- 64% Delhiite feel insecure while travelling whereas only 31% Mumbaikar feels the same
- Only 29% of Delhiites feel satisfied with police while 64% of Mumbaikars feel satisfied
- 26% respondents don't have faith in Police, while only 13% have this view in Mumbai

Table 2: Designation wise number of Police Personnel sanctioned and working (as of Mar 2016)

Designation	Sanctioned	Working in Mar'16	Difference between Sanctioned and Working(Mar'16)	% Difference between Sanctioned and Working
Commissioner of Police (C.P.)	1	1	0	0%
Special Commissioner of Police	10	13	3	30%
Joint Commissioner of Police (Jt. C.P.)	20	21	1	5%
Additional Commissioner of Police (Addl. C.P.)	19	8	-11	-58%
Deputy Commissioner of Police (D.C.P.)	53	49	-4	-8%
Additional Deputy Commissioner of Police (Addl. C.P.)	54	29	-25	-46%
Assistant Commissioner of Police (A.C.P.)	348	270	-78	-22%
Police Inspector (P.I.)	1350	1323	-27	-2%
Police Sub - Inspector (P.S.I.)	6111	5587	-524	-9%
Assistant Police Sub-Inspector (A.S.I)	6752	6707	-45	-1%
Head Constable (H.C.)	20841	18971	-1870	-9%
Police Constable (P.C.)	46819	43258	-3561	-8%
Total Police Force	82378	76237	-6141	-7%

Apart from Special Commissioner of Police which has 30% and Joint C.P has increased 5% more working personnel than sanction every other designation is under staff like Additional Commissioner of Police (Addl. C.P.) has shortfall of 58% even Police Sub - Inspector (P.S.I.) is working with 9% less staff. Overall, the current police force has a 7% shortfall of personnel in Delhi.

**Table 3: Number of question asked on crime issues during the Budget session 2014 to Budget session 2016**

Name of MPs	No. of questions asked on crime issues		Total questions	
	Budget 2014 to Budget 2015	Monsoon 2015 to Budget 2016	Budget 2014 to Budget 2015	Monsoon 2015 to Budget 2016
Meenakshi Lekhi	1	2	105	101
Maheish Girri	4	4	127	109
Manoj Tiwari	0	0	5	20
Parvesh Sahib Singh	1	0	29	18
Ramesh Bidhuri	0	1	22	47
Udit Raj	3	3	42	78
<b>Total</b>	<b>9</b>	<b>10</b>	<b>330</b>	<b>373</b>

The above data represents question asked by MPs on crime and police personnel/infrastructure from Budget 2014 to Budget 2015 and Monsoon 2015 to Budget 2016. Maheish Girri has asked maximum questions, 4 in above mention sessions while Manoj Tiwari has not asked even a single question on crime.

Total questions asked during Budget 2014 to Budget 2015 were 330 from which only 9 were on crime and 10 questions from 373 asked during Monsoon 2015 to Budget 2016 were on crime.

**Praja in News**

WWW.INDIANEXPRESS.COM  
THE INDIAN EXPRESS, THURSDAY, NOVEMBER 24, 2016

### 60% of people don't feel safe in capital, says survey

**FIGURING THE CITY**  
When police face the heat

Complaints against police	2015	2014
Domestic violence incidents	627	540
Complaints against police officers	148	275
Complaints against police stations	316	212
Cop who faced disciplinary action	1,527	889
Arrests of police officers	68	86

... 60% of people don't feel safe in capital, says survey. The survey revealed that 60% of people don't feel safe in the capital, says a survey by the Praja Foundation. The survey also found that 25% of people who filed a complaint against the police because they do not have faith in the police and the legal system. In a survey of the police on crime reported on Wednesday, the Praja Foundation had surveyed 25,656 households in all 11 districts of the city. The survey revealed that 95% of police officers are in the city. About 75% of the respondents who filed the survey were from Old Delhi, Karol Bagh, Connaught Place.

When it comes to reporting in the city, 50% of the respondents said they did not feel safe. The survey also found that 10% of the respondents who had faced a crime in some part of Delhi (52%) to higher than the 40% in Mumbai. But Mumbai has more people (70%) who inform police than Delhi (62%). People in Mumbai (24%) are also more satisfied than Delhi (28%) with police response, the survey says.


The Statesman  
NEW DELHI, THURSDAY 24 NOVEMBER 2016

### 67% DELHITES FEEL UNSAFE IN CITY: REPORT

PRAJA FOUNDATION FINDINGS REVEAL. WOMEN, CHILDREN AND SENIOR CITIZENS ARE THE MOST VULNERABLE

#### '13% rise in rape cases'

... 67% DELHITES FEEL UNSAFE IN CITY: REPORT. PRAJA FOUNDATION FINDINGS REVEAL. WOMEN, CHILDREN AND SENIOR CITIZENS ARE THE MOST VULNERABLE. The survey revealed that 67% of people in Delhi feel unsafe in the city. The survey also found that 13% of people reported a rise in rape cases. The survey also found that 13% of people reported a rise in rape cases. The survey also found that 13% of people reported a rise in rape cases.



... 67% DELHITES FEEL UNSAFE IN CITY: REPORT. PRAJA FOUNDATION FINDINGS REVEAL. WOMEN, CHILDREN AND SENIOR CITIZENS ARE THE MOST VULNERABLE. The survey revealed that 67% of people in Delhi feel unsafe in the city. The survey also found that 13% of people reported a rise in rape cases. The survey also found that 13% of people reported a rise in rape cases. The survey also found that 13% of people reported a rise in rape cases.

## राजधानी में रोजाना छह दुष्कर्म और दो कत्ल होते हैं

गैर सरकारी संगठन प्रजा फाउंडेशन के सर्वे में चौकाने वाले तथ्य सामने आए, 60 फीसदी आबादी खुद को सुरक्षित महसूस नहीं करती

**हिन्दुस्तान** • 24 नवंबर, 2016

**रिपोर्ट**  
नई दिल्ली | प्रकृष्ट ठाकुरदास

राजधानी में रोजाना छह दुष्कर्म की घटनाएं होती हैं और दो लोगों का कत्ल कर दिया जाता है। इसके अलावा प्रतिदिन 215 चोरी की घटनाएं सामने आ रही हैं। एक गैर-सरकारी संगठन की रिपोर्ट में यह खुलासा हुआ है।

प्रजा फाउंडेशन द्वारा किए गए सर्वे में यह बताया है कि दिल्ली को 60 फीसदी आबादी खुद को सुरक्षित महसूस नहीं करती। गैर सरकारी संगठन प्रजा फाउंडेशन के सर्वे में चौकाने वाले तथ्य सामने आए, 60 फीसदी आबादी खुद को सुरक्षित महसूस नहीं करती।

**हरान करते आंकड़े**

- 40% रोजाना 130 से भी कम आबादी को सुरक्षित महसूस करने में सक्षम है।
- 2338 घटनाएं दर्ज हुईं जो नवंबर 2016 में घटायीं के राजधानी में
- 2075 घटनाएं दर्ज हुईं जो नवंबर 2016 में घटायीं के राजधानी में
- 8067 घटनाएं दर्ज हुईं जो नवंबर 2016 में घटायीं के राजधानी में

**30** हजार से अधिक घिनौनी के घटनाएं से पूरे का राजधानी पर आबादी में घिरी

**67%** लोग महसूस में महिलाओं, बच्चों और उम्र नागरिकों के लिए असुरक्षित महसूस करते हैं

**64%** लोगों को कहना है कि राजधानी में घुसना सुरक्षित नहीं है

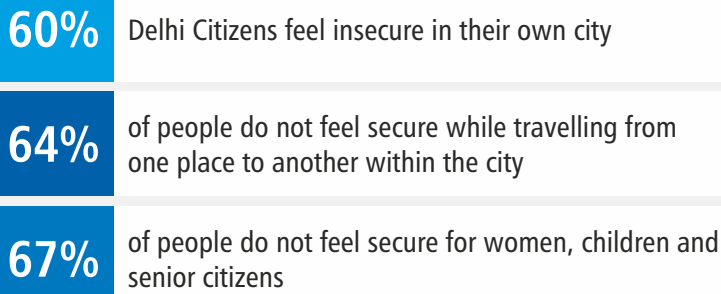
**25%** लोग खुद को सशस्त्र बल होने पर भी पुलिस को सुरक्षित नहीं करते

**पुलिस के कामकाज के तरीकों पर सबाल उठाए**

संघ के परिचालन निदेशक विवेक शर्मा ने कहा, लोग राज्य सरकार से अपनी सुरक्षा की उम्मीद करते जा रहे हैं। सरकारी ही भी हमारे कोई कर्च नहीं है। इन मामलों में दिल्ली में अपराध और पुलिस की प्रतिक्रिया के बारे में कहा, सर, 2014 से बजट सत्र 2015 तक सत्र में केवल नौ एम आर, 2016 तक सत्र, 2015 में बजट सत्र, 2016 तक केवल दस एम आर ही पूरे हुए। उन्होंने कहा कि पुलिसकर्मियों के बजट-सत्र-2015 में 1,2993 निराशंका दर्ज कर्च रहें हैं। इनमें से केवल सत्र ही घटनाएं में आपराध पर दायित्व दिया गया।



**Graph 2: Perception of Safety in Delhi**



**Status on Police Reforms**

Since the formation of the AAP government, State Security Commission has not been formed as per the Supreme Court order given ten years back on the 22nd of September 2006.



**What Needs To Be Done**

- Implementation of Police Reforms suggested by the supreme courts both in letter and spirit.
- Constitute the State Security Commission.
- Enforce strict compliance of regulations through Police Complaints Authority.
- Investigation and law & order needs to be separated
- Strengthen and where necessary create infrastructure for continuous training, forensic labs, crime mapping and crime forecasting.
- Create an awareness campaign against sexual abuse of the children with all the stakeholders i.e. children, parents, schools and colleges.
- Elected Representatives need to get more involved by questioning the government on law & order and security and at the local level to build confidence amongst citizens that the police is for their safety and security.
- Improve image of police in the minds of common citizens by actively implementing confidence building activities between community based organisations and citizen groups such as RWAs (Resident Welfare Association) and police.



**Watch out for our next Newsletter for State of Public (School) Education In Delhi**

To \_\_\_\_\_  
 \_\_\_\_\_  
 \_\_\_\_\_

**Praja Foundation**

Mumbai HO : Victoria Building, 1st Floor, Agiary Lane, Off. Mint Road, Fort, Mumbai 400001, Tel.: +91-022-65252729

Delhi : 901, 9th Floor, Nirmal Tower, 26 Barakhamba Road, New Delhi 110001, Tel.: 011-23321559.

Web: www.praja.org Email: info@praja.org



To support Praja Foundation write a cheque in the name of "Praja Foundation" and post it to the address given above, with a summary of your name, email ID, contact details so that we can send you regular feedback and an 80G certificate for tax exemption.

**Supported by**



Friedrich Naumann STIFTUNG **FÜR DIE FREIHEIT**  
 Narotam Sekhsaria Foundation  
**TATA TRUSTS**  
 SIR DORABJI TATA TRUST • SIR RATAN TATA TRUST  
 JAMSETJI TATA TRUST • N.R. TATA TRUST • J.R.D. TATA TRUST